

PERC MONOCRYSTALLINE • 120TPM12-F

## Triple≡Cut



### High Conversion Efficiency

High panel efficiency to guarantee high power output



### Self-Cleaning And Anti-Reflection Glass

Coating glass for self-cleaning reduces surface dust



### Outstanding Low Irradiation Glass

Outstanding panel performance even in weak light conditions



### Excellent Durability

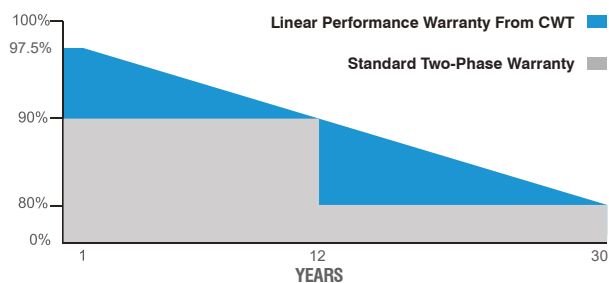

Wind load up to 2400 Pa, Snow load up to 5400 Pa



### 0~+5W Positive Power Tolerance



### Easy Installation



30 Years Performance Warranty



12 Years Product Warranty

CWT410-120TPM12-F 410 Wp

CWT405-120TPM12-F 405 Wp

CWT400-120TPM12-F 400 Wp

CWT395-120TPM12-F 395 Wp

**30**  
YEARS  
PERFORMANCE  
WARRANTY



SOMPO SiGORTA



ISO 9001:2015, ISO 14001:2015, ISO 45001:2018

# PERC MONOCRYSTALLINE • 120TPM12-F Triple≡Cut

## ELECTRICAL CHARACTERISTICS

Model Type	CWT395 120TPM12-F	CWT400 120TPM12-F	CWT405 120TPM12-F	CWT410 120TPM12-F
Peak Power (Pmax)	395 Wp	400 Wp	405 Wp	410 Wp
Module Efficiency	20.50	20.80	21.10	21.30
Maximum Power Voltage (Vmp)	34.00	34.20	34.40	34.60
Maximum Power Current (Imp)	11.62	11.70	11.77	11.85
Open Circuit Voltage (Voc)	41.00	41.20	41.40	41.60
Short Circuit Current (Isc)	12.21	12.28	12.34	12.42
Power Tolerance	0~+5W			
Maximum System Voltage	1500V DC			
Operating Temperature	-40 ~ +85°C			
Protection Class	Class II			
Maximum Series Fuse Rating	20A			

## MECHANICAL SPECIFICATIONS

Cell Dimensions(mm)	210x70
Cells per Module(pcs)	120 (24x5)
Weight(kg)	22.5
Panel Dimensions(mm)	1760x1096x35
Max. Wind/Snow Load(Pa)	2400/5400
Junction Box	IP68
Junction Box Cable Length(mm)	350-1200


## TEMPERATURE CHARACTERISTICS

Temp. Coeff. of (Isc)	0.041%/°C
Temp. Coeff. of (Voc)	-0.260%/°C
Temp. Coeff. of (Pmax)	-0.340%/°C

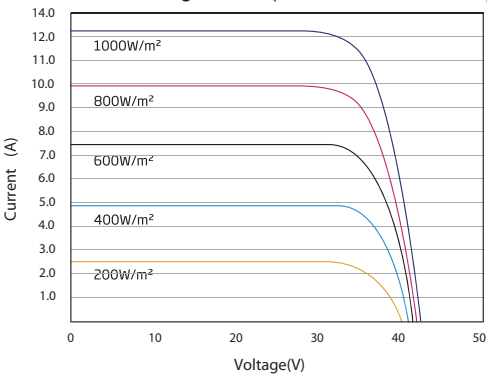
## PACKING CONFIGURATION

Container	20' GP	40' GP
Pieces per Pallet	31	31
Pieces Per Container	372	806
Pallet Per Container	12	26

## PHYSICAL CHARACTERISTICS



Current-Voltage Curve (CWT400-120TPM12-F)



\* The specifications are obtained under the standard test conditions: 1000W/m2 solar irradiance, 1.5 Air Mass and cell temperature of 25°C. Measurement uncertainty for all panels is 3%. The actual transactions will be subject to the contracts. These parameters are for reference only and it is not a part of the contracts. The technical specifications in this document may vary. For more information, refer to the "Installation Manual".

\* For roof, facades and installations on similar surfaces, solar panels should be mounted over a fire-resistant covering suitable for this application, with adequate ventilation between the back of the solar panels and the mounting surface. Improper installations are hazardous and may spark a fire. Solar panels must not be mounted on structures and roofs which are made of not fire-resistant materials such as plastic layer, transparent plastic, PVC or similar materials without any fire-protection layer. Usage and installation not in accordance with the guidelines as outlined in the installation manual will terminate the warranty. Please refer to the installation manual and the warranty documents for further details.

\* CW Enerji reserves the right to change the specification of products without prior notice.

Ver.2308.21