

132_{cell}



Half-Cut Multi-BB BLACK SERIES



High Conversion Efficiency

High panel efficiency to guarantee high power output.



Self-Cleaning and Anti-Reflection Glass

Coating glass for self-cleaning reduces surface dust.

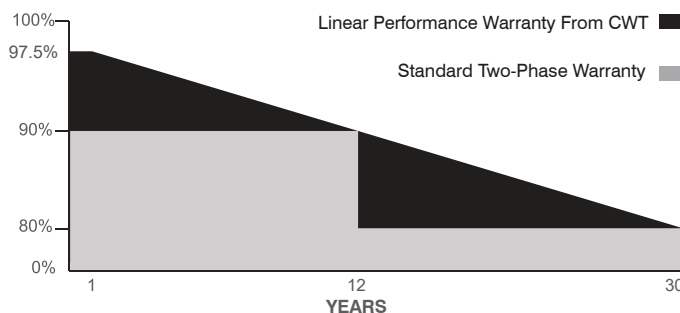


Outstanding Low Irradiation Glass

Outstanding panel performance even in weak light conditions.



Easy Installation



30 Years Performance Warranty



12 Years Product Warranty

30
YEARS
PERFORMANCE
WARRANTY

132PMFB12

Peak Power (Pmax)
Module Efficiency
Maximum Power Voltage (Vmp)
Maximum Power Current (Imp)
Open Circuit Voltage (Voc)
Short Circuit Current (Isc)
Power Tolerance
Maximum System Voltage
Operating Temperature
Protection Class
Maximum Series Fuse Rating

MECHANICAL SPECIFICATION

Cell Dimensions (mm)
Cells per Module (pcs)
Weight (kg)
Panel Dimensions (mm)
Max. Wind/Snow Load (Pa)
Junction Box
Junction Box Cable Length (mm)

CWT650 132PMFB12	CWT655 132PMFB12	CWT660 132PMFB12	CWT665 132PMFB12	CWT670 132PMFB12	CWT675 132PMFB12
650 Wp	655Wp	660Wp	665Wp	670Wp	675Wp
20.92	21.09	21.25	21.41	21.57	21.73
37.50	37.70	37.90	38.10	38.30	38.50
17.34	17.38	17.42	17.46	17.50	17.54
45.20	45.40	45.60	45.80	46.00	46.20
18.35	18.39	18.44	18.48	18.51	18.56
0~+5W					
1500V DC-					
-40 ~ +85°C					
Class II					
30A					
210x105					
132 (6x22)					
34.5					
2384x1303x35					
2400/5400					
IP68					
350-1600					

TEMPERATURE CHARACTERISTICS

PACKING CONFIGURATION

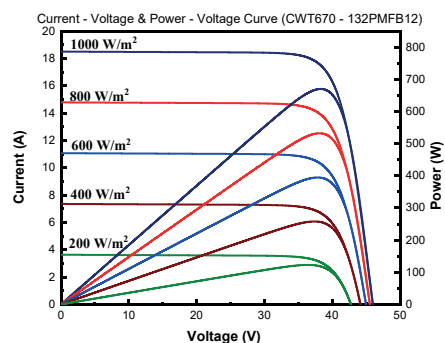
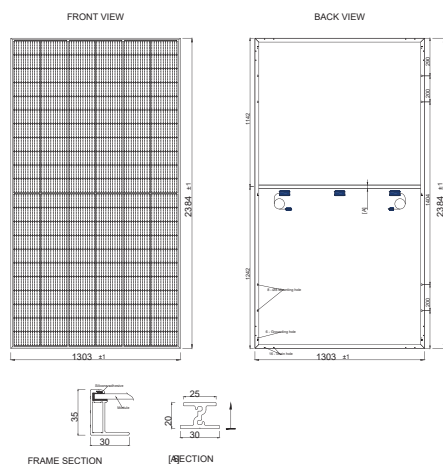
Container 40' GP

Temp. Coeff. of (Isc)	0.040%/°C
Temp. Coeff. of (Voc)	-0.260%/°C
Temp. Coeff. of (Pmax)	-0.340%/°C

Pieces per Pallet	31
Pieces per Container	527
Pallets per Container	17

PHYSICAL CHARACTERISTICS

ELECTRICAL CHARACTERISTICS



* The specifications are obtained under the standard test conditions: 1000W/m2 solar irradiance, 1.5 Air Mass and cell temperature of 25°C. Measurement uncertainty for all panels is 3%. The actual transactions will be subject to the contracts. These parameters are for reference only and it is not a part of the contracts. The technical specifications in this document may vary. For more information, refer to the "Installation Manual".

* For roof, facades and installations on similar surfaces, solar panels should be mounted over a fire-resistant covering suitable for this application, with adequate ventilation between the back of the solar panels and the mounting surface. Improper installations are hazardous and may spark a fire. Solar panels must not be mounted on structures and roofs which are made of not fire-resistant materials such as plastic layer, transparent plastic, PVC or similar materials without any fire-protection layer. Usage and installation not in accordance with the guidelines as outlined in the installation manual will terminate the warranty. Please refer to the installation manual and the warranty documents for further details.

* Please note that the color of PERC monocrystalline cells might vary slightly due to their natural structure. Consequently, there might be a color difference between the cells and between the cells and the backsheet.

* CW Enerji reserves the right to change the specification of products without prior notice.