


108_{cell}



Half-Cut Multi-BB BLACK SERIES



High Conversion Efficiency

High panel efficiency to guarantee high power output.



Self-Cleaning and Anti-Reflection Glass

Coating glass for self-cleaning reduces surface dust.

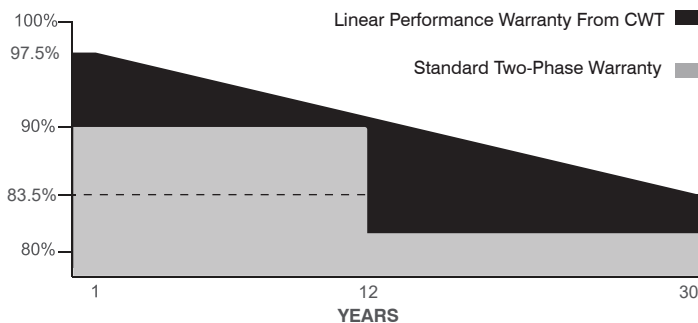


Outstanding Low Irradiation Glass

Outstanding panel performance even in weak light conditions.



Easy Installation



30 Years Performance Warranty



12 Years Product Warranty

30
YEARS
PERFORMANCE
WARRANTY

108PM10

Peak Power (Pmax)

Module Efficiency

Maximum Power Voltage (Vmp)

Maximum Power Current (Imp)

Open Circuit Voltage (Voc)

Short Circuit Current (Isc)

Power Tolerance

Maximum System Voltage

Operating Temperature

Protection Class

Maximum Series Fuse Rating

MECHANICAL SPECIFICATION

Cell Dimensions (mm)

Cells per Module (pcs)

Weight (kg)

Panel Dimensions (mm)

Max. Wind/Snow Load (Pa)

Junction Box

Junction Box Cable Length (mm)

CWT395 108PM10	CWT400 108PM10	CWT405 108PM10	CWT410 108PM10
395 Wp	400 Wp	405 Wp	410 Wp
20.23	20.48	20.74	21.00
30.90	31.10	31.30	31.50
12.79	12.86	12.94	13.02
36.90	37.10	37.40	37.60
13.62	13.70	13.77	13.85
0~+5W			
1500V DC			
-40 ~ +85°C			
Class II			
25A			
182x91			
108 (6x18)			
22.0			
1722x1134x35			
2400/5400			
IP68			
350-1600			

TEMPERATURE CHARACTERISTICS

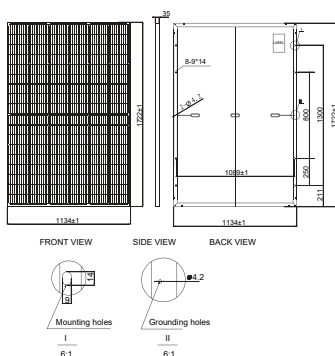
Temp. Coeff. of (Isc)	0.050%/°C
Temp. Coeff. of (Voc)	-0.270%/°C
Temp. Coeff. of (Pmax)	-0.350%/°C

PACKING CONFIGURATION

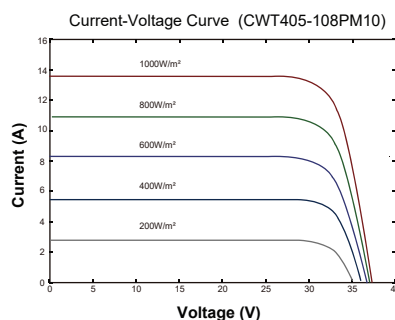
Container 40' GP

Pieces per Pallet	31
Pieces per Container	806
Pallets per Container	26

PHYSICAL CHARACTERISTICS



ELECTRICAL CHARACTERISTICS



* The specifications are obtained under the standard test conditions: 1000W/m2 solar irradiance, 1.5 Air Mass and cell temperature of 25°C. Measurement uncertainty for all panels is 3%. The actual transactions will be subject to the contracts. These parameters are for reference only and it is not a part of the contracts. The technical specifications in this document may vary. For more information, refer to the "Installation Manual".

* For roof, facades and installations on similar surfaces, solar panels should be mounted over a fire-resistant covering suitable for this application, with adequate ventilation between the back of the solar panels and the mounting surface. Improper installations are hazardous and may spark a fire. Solar panels must not be mounted on structures and roofs which are made of not fire-resistant materials such as plastic layer, transparent plastic, PVC or similar materials without any fire-protection layer. Usage and installation not in accordance with the guidelines as outlined in the installation manual will terminate the warranty. Please refer to the installation manual and the warranty documents for further details.

* Please note that the color of PERC monocrystalline cells might vary slightly due to their natural structure. Consequently, there might be a color difference between the cells and the backsheet.

* CW Enerji reserves the right to change the specification of products without prior notice.

Ver.2308.23